






- Compact grille lamp which fits most modern vehicle grilles
- Horizontal & vertical models - tailored for grille orientation
- 2 sizes available (3 optic & 6 optic versions)
- GECKO 3 available in single colour (3 LED)
- GECKO 6 available in single colour (6 LED)
- Available in blue, amber, red, green or white LED
- Ultra bright latest generation OSRAM LEDs
- Wide angle optics, 120 degree visibility
- IP69K detachable connector (plug & play)
- Runs cool - Low temperate controller
- Gore-tex vent installed for airflow reducing the chance of condensation
- GECKO 3 dimensions: 123mm x 24mm x 17.5mm (LxHxD)
- GECKO 6 dimensions: 73.6mm x 24mm x 17.5mm (LxHxD)
- UV stabilised polycarbonate lens
- Supplied with flexible rear gasket
- 2 Year Warranty
- 11 – 30 volt operation
- Low current draw (G3 340mA @12v, G6 700mA @12v)
- 6-12 flash patterns
- CAP168 / ICAO Airport flash inbuilt
- 2 modes for alternate or simultaneous flash
- Dim mode (night & day)
- Synchronisation with other Redtronic products
- Cruise feature (permanently illuminated on dim)
- IP69K Dust & Water resistant
- EMC/R10 compliant
- ECE R65 approved blue & amber
- Manufactured in the United Kingdom

Part Numbers

PART NUMBER	MODEL	OPTIC ORIENTATION	LED COLOUR	LENS COLOUR
G3HSB0CB	3 OPTIC	HORIZONTAL	BLUE	CLEAR
G3VSB0CB	3 OPTIC	VERTICAL	BLUE	CLEAR
G3HSA0CB	3 OPTIC	HORIZONTAL	AMBER	CLEAR
G3VSA0CB	3 OPTIC	VERTICAL	AMBER	CLEAR
G3HSR0CB	3 OPTIC	HORIZONTAL	RED	CLEAR
G3VSR0CB	3 OPTIC	VERTICAL	RED	CLEAR
G6HSB0CB	6 OPTIC	HORIZONTAL	BLUE	CLEAR
G6VSB0CB	6 OPTIC	VERTICAL	BLUE	CLEAR
G6HSA0CB	6 OPTIC	HORIZONTAL	AMBER	CLEAR
G6VSA0CB	6 OPTIC	VERTICAL	AMBER	CLEAR
G6HSR0CB	6 OPTIC	HORIZONTAL	RED	CLEAR
G6VSR0CB	6 OPTIC	VERTICAL	RED	CLEAR


Not found what you're looking for? Redtronic manufactures this product in blue, amber, red, green & white in single colour options. Contact us to identify which part number you will require.

Models

<p>G3HS*0CB [GECKO 3 HORIZONTAL ORIENTATION]</p> 	<p>G3VS*0CB [GECKO 3 VERTICAL ORIENTATION]</p> 
<p>G6HS*0CB [GECKO 6 HORIZONTAL ORIENTATION]</p> 	<p>G6VS*0CB [GECKO 6 VERTICAL ORIENTATION]</p> 

Cable Connections

Function	Cable Colour	Description
Power 1 +Ve	Red	Power 1 – powers first bank of 3 LED's
Power 2 +Ve (GECKO6 models)	Orange	Power 2 – powers second bank of 3 LED' (only applicable for GECKO6 lamps)
Ground -Ve	Black	0v ground / earth
Pattern +Ve	Brown	Changes the flash pattern by momentarily applying to a positive. Apply to +ve for 1 second to revert to quad flash (pattern 1).
Dim +Ve	Blue	Dim input (night mode), 50% (default) or 25%
Synchronisation	Yellow	Link to other Redtronic products
Monitor Output +Ve	Green	Monitor Output - outputs 50ma +ve when flashing is active on either side at full power or 50%



Additional Functions

CAP 168 / ICAO Airport Flash pattern

1. Power lamp
2. Apply Brown wire to **+ve** for 10 seconds
3. Revert back by applying Brown wire to **+ve** for 10 seconds

Set dim brightness between 50% and 25%:

1. Power lamp
2. Yellow to **-ve**
3. Blue to **+ve**
4. Momentarily apply brown to **+ve**
5. Brightness will change between 50% and 25%

Alternate a pair of lamps (Change side/mode):

1. Power 1 lamp of the lamps
2. Yellow to **-ve**
3. Brown to **+ve** 5 seconds (lamp will depower and then re-illuminate)
4. Lamp side will have changed

Flash Patterns

1	Quad flash
2	Triple flash
3	Double flash
4	Single flash
5	Quad/single flash
6	Quad-triple-double-single
7	Quad alternating (not available on Gecko 3)
8	Triple alternating (not available on Gecko 3)
9	Double alternating (not available on Gecko 3)
10	Single alternating (not available on Gecko 3)
11	Quad/single alternating (not available on Gecko 3)
12	Quad-triple-double-single alternating (not available on Gecko 3)

Detachable connector

IP69K detachable connector installed as standard making fault finding and replacing failed units easier than ever. The installer can simply swap the LED module rather than stripping out the entire cable harness. The IP69K connector eliminates the opportunity for water to enter the lamp via the cable.



100cm cable supplied as standard





G3HS*OCB light dispersion

GECKO 3
GRILLE LAMP

Technical drawings of the G3HS*OCB grille lamp. The top left shows a front view of the grille with four circular lights. The top right shows a side view of the grille with two yellow light beams. The bottom left shows a light dispersion diagram with two 100-degree beams. The bottom right shows a close-up of a light beam with a 20-degree angle.

<small>THIS DRAWING IS CONFIDENTIAL AND IS THE EXCLUSIVE PROPERTY OF REDTRONIC LTD. NO UNAUTHORIZED USE, COPY OR DISCLOSURE OF THE DRAWING IS TO BE MADE AND IT IS TO BE RETURNED WHENEVER REQUIRED.</small>	<small>PROJECTION</small> 	<small>SCALE</small> N.T.S. <small>DRAWN</small> ETS	<small>UNLESS STATED</small> <small>DIMENSIONS</small> MM <small>TOL. LINEAR</small> ±0.3 <small>TOL. DIAGONAL</small> ±0.5 <small>TOL. ANGULAR</small> ±0.5	<small>MATERIAL</small> <small>FINISH</small>	<small>TITLE</small> HORIZONTAL GECKO3 INSTALLATION
	<small>IF IN DOUBT ASK</small> A4	<small>DATE</small> 17/08/2018 <small>WEIGHT</small>	<small>SHEET</small> 1 OF 4 <small>DWG NO</small> <small>REV</small> A		

G3VS*OCB light dispersion

GECKO 3
GRILLE LAMP

Technical drawings of the G3VS*OCB grille lamp. The top left shows a front view of the grille with two circular lights. The top right shows a side view of the grille with two yellow light beams. The bottom left shows a light dispersion diagram with two 100-degree beams. The bottom right shows a close-up of a light beam with a 20-degree angle.

<small>THIS DRAWING IS CONFIDENTIAL AND IS THE EXCLUSIVE PROPERTY OF REDTRONIC LTD. NO UNAUTHORIZED USE, COPY OR DISCLOSURE OF THE DRAWING IS TO BE MADE AND IT IS TO BE RETURNED WHENEVER REQUIRED.</small>	<small>PROJECTION</small> 	<small>SCALE</small> N.T.S. <small>DRAWN</small> ETS	<small>UNLESS STATED</small> <small>DIMENSIONS</small> MM <small>TOL. LINEAR</small> ±0.3 <small>TOL. DIAGONAL</small> ±0.5 <small>TOL. ANGULAR</small> ±0.5	<small>MATERIAL</small> <small>FINISH</small>	<small>TITLE</small> VERTICAL GECKO3 INSTALLATION
	<small>IF IN DOUBT ASK</small> A4	<small>DATE</small> 17/08/2018 <small>WEIGHT</small>	<small>SHEET</small> 1 OF 4 <small>DWG NO</small> <small>REV</small> A		





G6HS*OCB light dispersion

GECKO 6
GRILLE LAMP

REDTRONIC
MANUFACTURERS OF EMERGENCY EQUIPMENT

<small>THIS DRAWING IS CONFIDENTIAL AND IS THE EXCLUSIVE PROPERTY OF REDTRONIC LTD. NO UNAUTHORIZED USE, COPY OR DISCLOSURE OF THE DRAWING IS TO BE MADE AND IT IS TO BE RETURNED WHENEVER REQUIRED.</small>	<small>PROJECTION</small> 	<small>SCALE</small> N.T.S. <small>DRAWN</small> ETS	<small>UNLESS STATED</small> <small>DIMENSIONS</small> MM <small>TOL. LINEAR</small> ±0.3 <small>TOL. DIAGONAL</small> ±0.5 <small>TOL. ANGULAR</small> ±0.5	<small>MATERIAL</small> <small>FINISH</small>	<small>TITLE</small> HORIZONTAL GECKO6 INSTALLATION	
	<small>IF IN DOUBT ASK</small> A4	<small>DATE</small> 06/08/2018	<small>WEIGHT</small>	<small>SHEET</small> 1 OF 4	<small>DWG NO</small>	<small>REV</small> A

G6VS*OCB light dispersion

GECKO 6
GRILLE LAMP

REDTRONIC
MANUFACTURERS OF EMERGENCY EQUIPMENT

<small>THIS DRAWING IS CONFIDENTIAL AND IS THE EXCLUSIVE PROPERTY OF REDTRONIC LTD. NO UNAUTHORIZED USE, COPY OR DISCLOSURE OF THE DRAWING IS TO BE MADE AND IT IS TO BE RETURNED WHENEVER REQUIRED.</small>	<small>PROJECTION</small> 	<small>SCALE</small> N.T.S. <small>DRAWN</small> ETS	<small>UNLESS STATED</small> <small>DIMENSIONS</small> MM <small>TOL. LINEAR</small> ±0.3 <small>TOL. DIAGONAL</small> ±0.5 <small>TOL. ANGULAR</small> ±0.5	<small>MATERIAL</small> <small>FINISH</small>	<small>TITLE</small> VERTICAL GECKO6 INSTALLATION	
	<small>IF IN DOUBT ASK</small> A4	<small>DATE</small> 06/08/2018	<small>WEIGHT</small>	<small>SHEET</small> 1 OF 4	<small>DWG NO</small>	<small>REV</small> A

