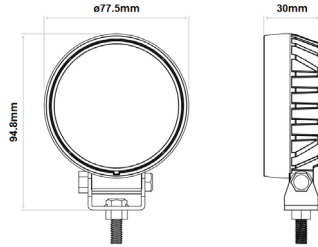

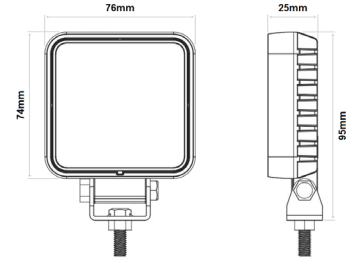




711.035



711.036



These 12-LED flood work lights use high-power OSRAM LEDs which create a higher lumen output using less wattage. Manufactured with the latest technology to gain maximum efficiency in every aspect including maintenance free life expectancy. Multi-voltage, ECE R10 approved, and an IP68 rating make this light the ideal choice for a wide variety of applications. Available in a round or square housing to suit your preference.

- » Fit for the harshest environments
- » Compact design
- » Robust aluminium alloy black housing
- » Stainless steel, rustproof, shockproof bracket
- » Reinforced polycarbonate lens
- » Highly efficient 12 x 1W LEDs
- » Easy installation with 1 bolt fixing and fly lead connection
- » Suitable for excavators, road rollers, bulldozers, cranes, agricultural vehicles, mining trucks, etc.

Part Number	711.035	711.036
Design	Round	Square
Beam Type	Flood	Flood
Technology	LED	LED
Number of LEDs	12	12
Voltage	9-32V	9-32V
Effective Light Output	960 Lumens	960 Lumens
Approvals	ECE R10	ECE R10
IP Rating	IP68	IP68
Dimensions	77.5mm (dia) x 30mm (d)	76mm (w) x 74mm (h) x 25mm (d)
Warranty	1 Year	1 Year

www.dun-bri.com

Dun-Bri (Head Office)
Watermill Industrial Estate
Aspenden Road
Buntingford
Hertfordshire
SG9 9JS
01763 274185
sales@dun-bri.com

Dun-Bri Lancashire
58 Roman Way Ind. Est.
Longbridge Road
Preston
Lancashire
PR2 5BE
01772 651647
lancashire@dun-bri.com

Dun-Bri Yorkshire
4 Eagle Point
Wakefield 41 Ind. Est.
Wakefield
Yorkshire
WF2 0XW
01924 577026
yorkshire@dun-bri.com

Dun-Bri Cambridgeshire
6 Lakeside Court
Kingston Park
Flaxley Road
Peterborough
PE2 9FT
01733 897967
cambridgeshire@dun-bri.com

Dun-Bri Hertfordshire
Watermill Industrial Estate
Aspenden Road
Buntingford
Hertfordshire
SG9 9JS
01763 275581
hertfordshire@dun-bri.com

