












ALARMS



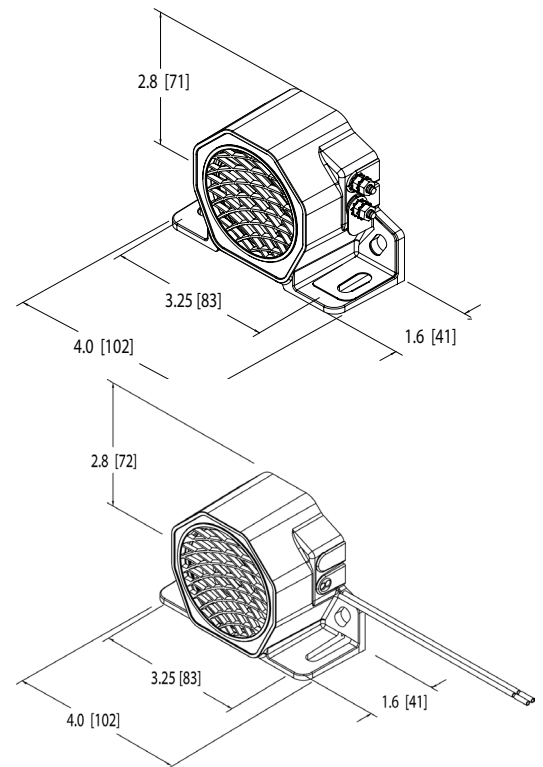
500 Series Reversing Alarms

ECCO's most compact and popular line of back-up alarms, the 500 Series provides a cost-effective warning solution with ECCO quality and reliability. A glass-filled nylon housing with epoxy-encapsulated electronics provide exceptional durability and protection against moisture, dust and vibration.

Models

PART NO.	VOLTAGE	dB(A)	AMPS	CONNECTOR	APPROVALS
505	12-24	87	0.1	Stud	SAE Type D, R10, IP65
505-001	12-24	87	0.1	Wire	SAE Type D, R10, IP65
520	12-24	97	0.2	Stud	SAE Type C, R10, IP65
520-001	12-24	97	0.2	Wire	SAE Type C, R10, IP65
530	12-24	102	1.0	Stud	SAE Type F, R10, IP65
530-001	12-24	102	1.0	Wire	SAE Type F, R10, IP65
580	12-80	87	0.1	Stud	SAE Type D, R10
580-001	12-80	87	0.1	Wire	SAE Type D, R10
585	12-48	97	0.1	Stud	SAE Type C, R10
585-001	12-48	97	0.1	Wire	SAE Type C, R10
515-002	 12-24	90-0	0.2	Wire	SAE Type F, R10
515-003	 12-24	90-78	0.1	Wire	SAE Type F, R10
515-004	 12-24	90-0	0.2	Wire	SAE Type F, R10
520-003	 12-24	97-87	0.1	Wire	SAE Type C&D, R10
520-004	 12-24	97-0	0.2	Wire	SAE Type C, R10
SA950	 12-24	82-102	0.4	Stud	R10, IP65
950-001	 12-24	82-102	0.4	Wire	R10, IP65
SA951	 12-48	77-97	0.2	Stud	R10
951-001	 12-48	77-97	0.2	Wire	R10

Dimensions



Alarm Specifications

Recommended mounting bolt: 1/4" Grade 5
 Recommended washer: 1/4" Type A, Series N or W
 Recommended mounting torque: 76 in. lbs.